

HOW TO BREW 3 GALLONS OF ICED TEA PRODUCT CARD

Inline/Self-Serve or Banquets

TEAVANA®







This card will help make it simple for you to brew and serve Teavana® iced tea in your operation. Look below to find instructions for preparation method, quality tips and the complete Teavana® iced tea lineup.

Teavana® Iced Tea Lineup

Brewed Iced Tea		Description
	Teavana® Iced Green Tea	Green tea is blended with mint, lemongrass and lemon verbena.
	Teavana® Iced Black Tea	Premium black tea.
	Teavana® Iced Passion Tango® Tea	Our blend of hibiscus, lemongrass and apple. Caffeine-free.

Brewing Guide: Automatic Iced Tea Brewer

Brewing 3 gallons of Teavana® Iced Tea on brewer using three 1 Gallon Filterpacks

-  Place three Teavana® 1-gallon Filterpacks in brew basket
(a paper filter in brew basket is not necessary)
-  Press “Brew” button on the front of the BUNN® Iced Tea Brewer.
-  Iced tea will dispense into the 3-gallon or 3.5-gallon iced tea dispenser.
-  After the brewing cycle finishes, transfer the dispenser to your serving location. Add ice to the cup/glass, then pour in the tea.

Quality Tips: Brewed Tea

- Iced tea can be held for **12 hours at room temperature** (do not refrigerate).
- Dispose of unused iced tea at the end of each service day.
- Clean and sanitize your brewing equipment and dispensers daily.

PRODUCT INFORMATION