



**Starbucks®
Nitro Cold
Brew**

**Starbucks®
Cold Brew**



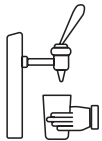


FOLLOW FOUR EASY STEPS TO ENJOY THESE DELICIOUS DRINKS

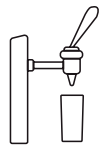
COLD BREW



1. Grab a cup and add ice to about two-thirds of cup



2. Hold cup under cold brew faucet



3. Pull cold brew tap handle entire way towards yourself

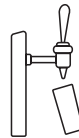


4. Fill your cup to the top

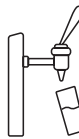
NITRO



1. Grab a cup



2. Angle cup under nitro faucet



3. Pull nitro tap handle entire way towards yourself until cup is half full



4. Set your cup down and fill it $\frac{1}{4}$ inch below the rim to prevent overflow

